



UNITED NATIONS
HUMAN RIGHTS
OFFICE OF THE HIGH COMMISSIONER

Policy Guidance on No Poverty – Sustainable Development Goal 1: Promoting the Rights of Persons with Disabilities through the Sustainable Development Goals

A Resource Package

Online Training Module – Session 2

Presenter's name

Event or meeting title

Platform, (Date)

© United Nations, 2022 – These presentation slides form part of the OHCHR *Promoting the Rights of Persons with Disabilities through the Sustainable Development Goals: A Resource Package.*

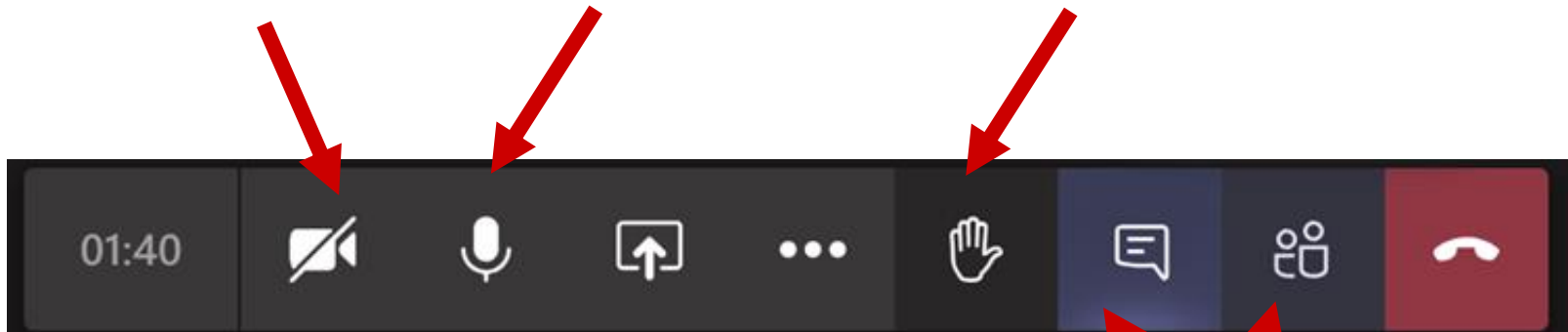
Teams tech help slides

(Templates by Training for Change)

Set-up

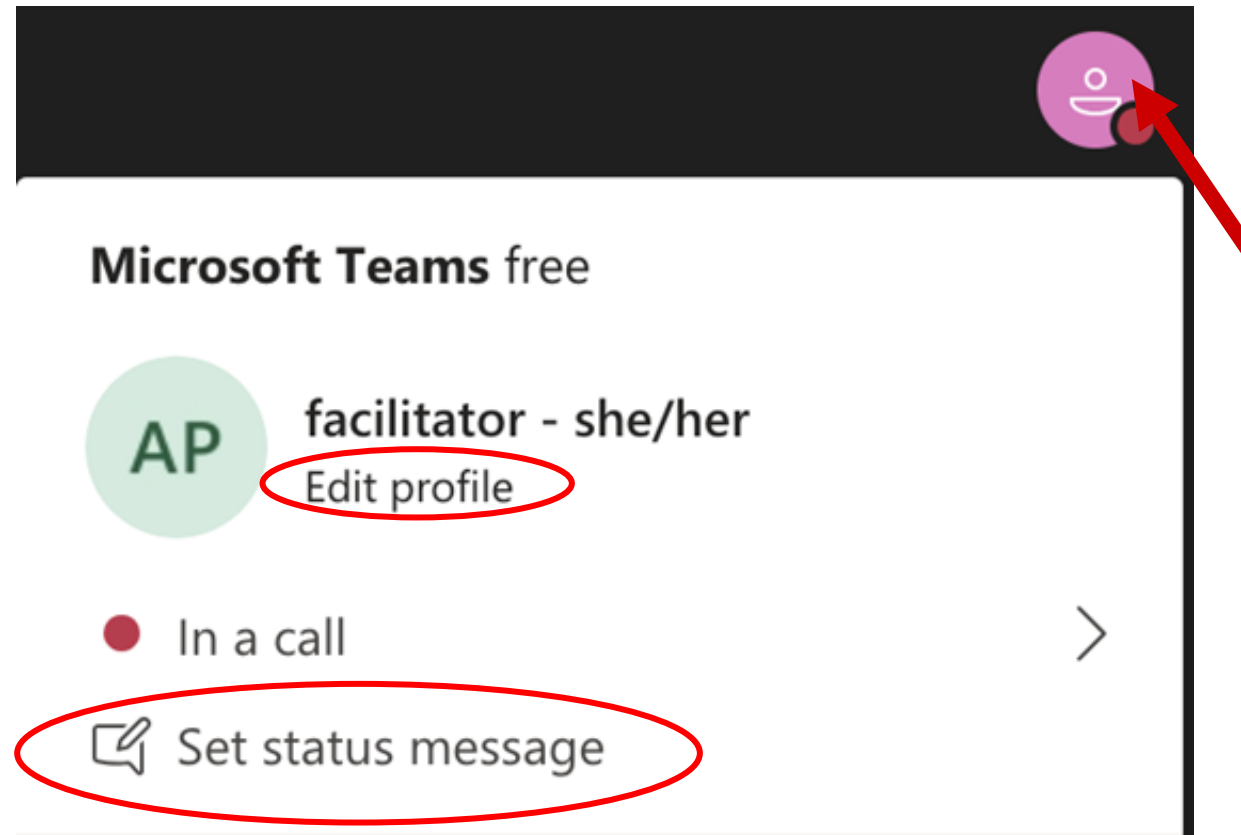
**Click Unmute and
Start Video to say
hello**

**Raise your
hand**


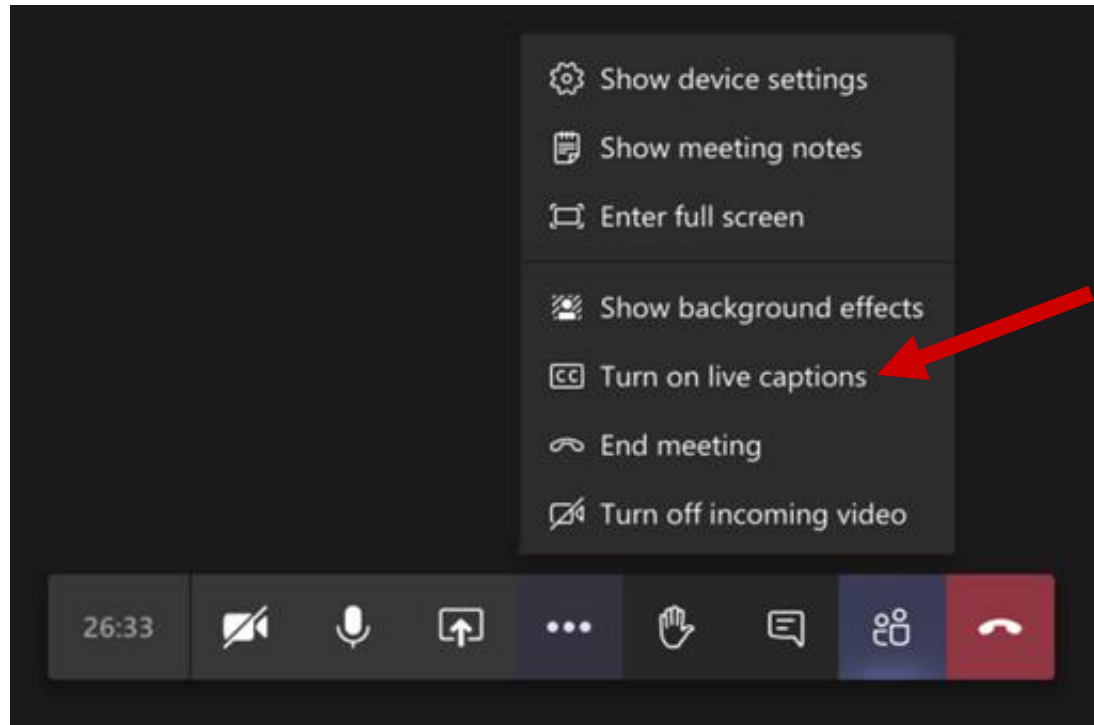


**Click Participants
and Chat**

Rename yourself: Click the icon on the top right corner, click “Edit profile” to change your name and add your pronouns. Click “Set status message” to write your organization and location.



Closed Captions



Zoom tech help slides

(Templates by Training for Change)

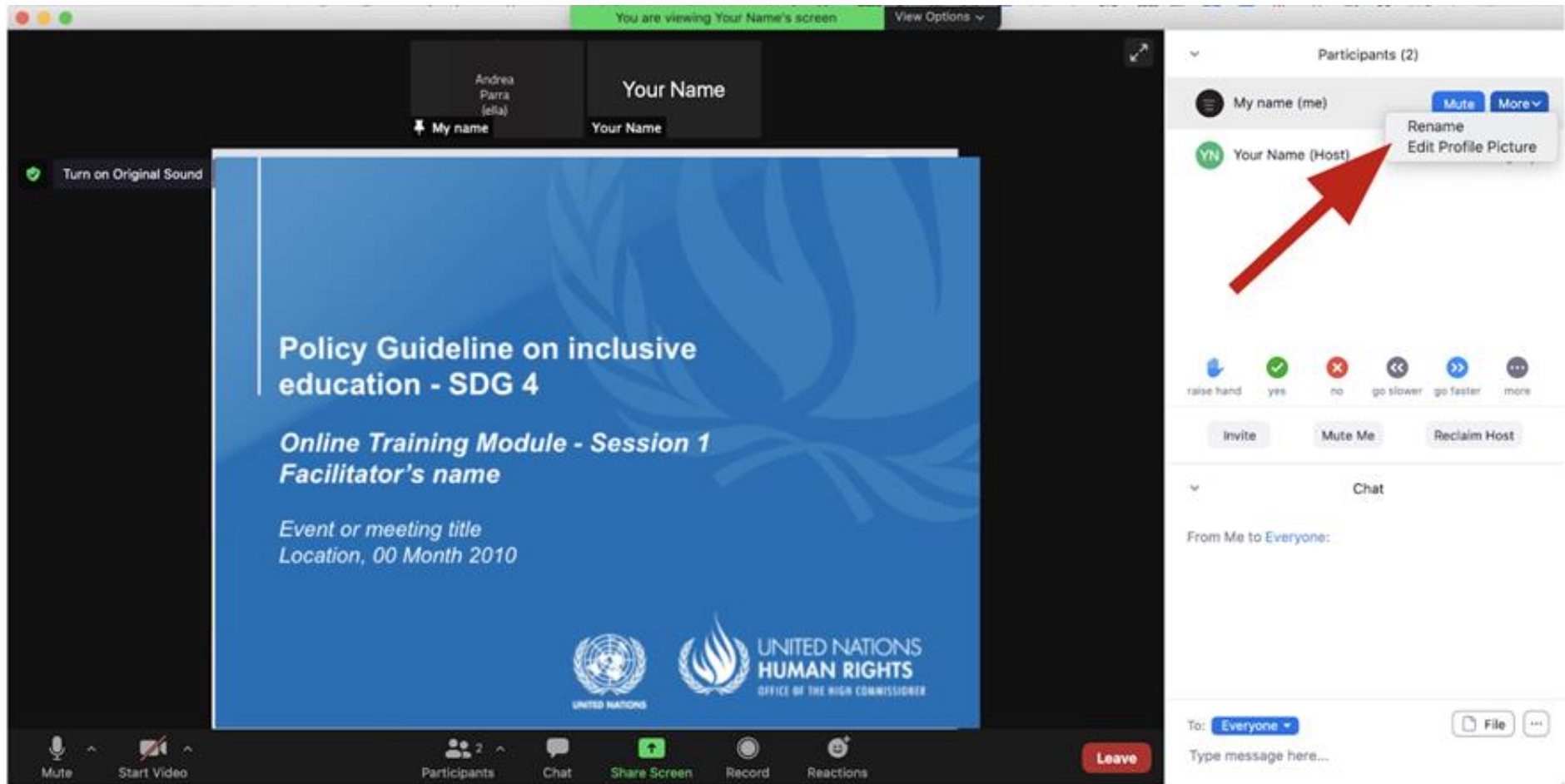
Set-up

**Click Unmute and
Start Video to say
hello**



**Click Participants
and Chat**

Rename yourself: Find your name at the top of the Participants list, click "More" then "Rename". Add your pronouns & location.



The screenshot displays a Zoom meeting interface. At the top, a green bar indicates "You are viewing Your Name's screen" with a "View Options" dropdown. The main content area shows a presentation slide with the following text:

- Turn on Original Sound
- Policy Guideline on inclusive education - SDG 4
- Online Training Module - Session 1
- Facilitator's name
- Event or meeting title
- Location, 00 Month 2010

At the bottom of the slide are the United Nations and United Nations Human Rights Office of the High Commissioner logos. The bottom toolbar includes Mute, Start Video, Participants, Chat, Share Screen, Record, Reactions, and Leave.

On the right, the "Participants (2)" list shows:

- My name (me) with Mute and More buttons.
- YN Your Name (Host) with a red arrow pointing to the More button, which has opened a menu with "Rename" and "Edit Profile Picture" options.

Below the list are controls for raise hand, yes, no, go slower, go faster, and more. Further down are buttons for Invite, Mute Me, and Reclaim Host. The Chat section is visible below, showing "From Me to Everyone:" and a "Type message here..." input field.

Raise your hand

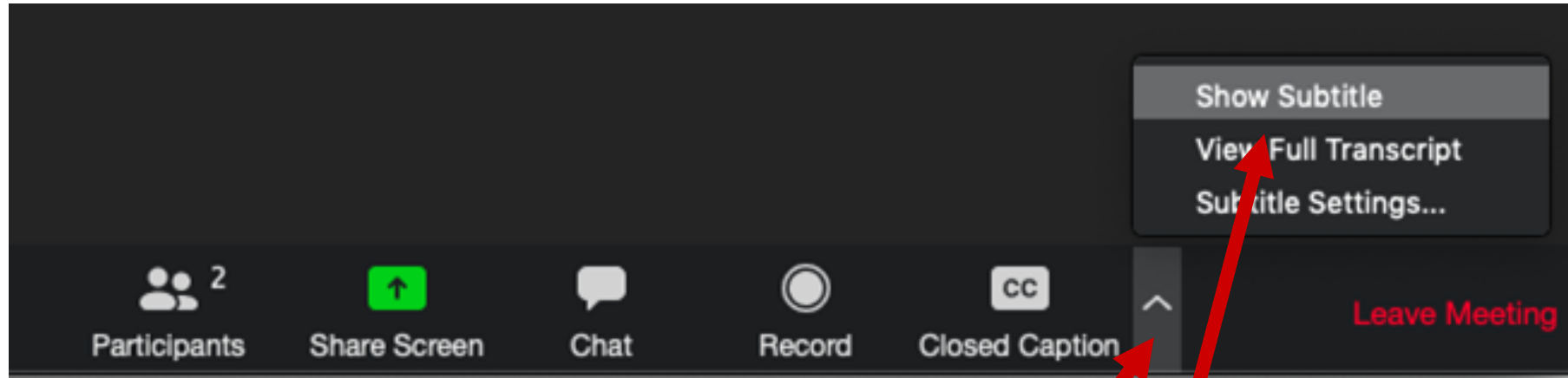
- **Use the participants menu tool**

--or--


- **Type * in chat**
- ***9 on phone**
- **Alt+Y on keyboard**



Closed Captioning



Click arrow next to “Closed Caption” and click “Show Subtitle”



Be present



- **Remove distractions**



- **Get a beverage**



- **Get note-taking materials**



- **Center yourself**

Welcome!

Please share in chat one thing that stuck with you from the last session.

Objectives of the module

- **Identify and use the various components of the Office of the United Nations High Commissioner for Human Rights' Resource Package on Promoting the Rights of Persons with Disabilities through the Sustainable Development Goals**
- **Implement tools to support policy makers to understand the situation of persons with disabilities.**
- **Gain an understanding of the current situation in terms of how poverty and lack of access to adequate social protection impacts persons with disabilities.**
- **Identify concrete steps that policymakers can take to guarantee adequate measures to end poverty and provide adequate social protection in the process of implementing Sustainable Development Goal 1 with a disability rights lens.**
- **Learn how to obtain additional information to support implementation of social protection and poverty reduction measures in their context.**

Breakout Groups

Discuss:

- **Is your monthly budget enough to cover your needs? Why?**
- **What else would you need?**

When an event happens, discuss:

- **How would you adjust your budget?**
- **What would you need to meet your needs?**

Welcome back!

Please share in chat or out loud some of the highlights from your discussions.

Break! Come back at :00

Group 1 – Aaron – Review the Do and Do not table and discuss: What are social protection schemes that could support Aaron’s increased participation in society? Write them in the slide.

-
-

Group 2 – Eva – Review the Do and Do not table and discuss: What are social protection schemes that could support Eva’s increased participation in society? Write them in the slide.

-

-

Group 3 – Benjamin – Review the Do and Do not table and discuss: What are social protection schemes that could support Benjamin’s increased participation in society? Write them in the slide.

-

-

Group 4 – Zhang – Review the Do and Do not table and discuss: What are social protection schemes that could support Zhang’s increased participation in society? Write them in the slide.

-
-

Welcome back!

Each group please share two ideas that came up in their groups.

Structural elements of an inclusive social protection system

- **Twin-track approach**
- **A human rights-based approach**
- **Disability assessment and determination focus on support requirements, rather than impairment**
- **Moving away from a focus on “incapacity to work”**
- **Tailoring benefits to the diversity of persons with disabilities**
- **Access to basic general services and disability-specific services to ensure full and effective participation in the community**
- **Consultation with organizations of persons with disabilities**
- **Awareness-raising**
- **Finance and budget**

Videos – Center for Inclusive Policy

Understanding disability extra costs:–

<https://www.youtube.com/watch?v=W6PADO7y1JQ&t=18s>

Addressing disability extra costs:

<https://www.youtube.com/watch?v=BA11oCmVGn4&t=14s>

Videos – Center for Inclusive Policy

Reflect:

- **What disability extra-costs do Aaron, Eva, Benjamin and Zhang have to undertake?**
- **From the various options shown in the videos, which would support each of the characters?**

Breakout Groups

- **In your breakout groups please choose two actions that you think are possible to do in their country/region.**
- **Then discuss how you could begin to materialize them.**
- **Pick one action that would be difficult and discuss why.**

Possible actions

-
-
-

-
-
-

Next Steps

(Add any follow-up information here such as upcoming training dates, information they will receive after the training, etc)

(Contact information for questions)

(evaluations)

Closing

**One learning you
have from this
module and
something you'll
do to bring it to
your context.**

Name

Name

Name

Name

Name

Name

Name

Name

Name

Name

Name

Resources

- **Resource package link**
 - **Policy Guidance**
 - **Human Rights Indicators**
 - **Data Sources Guidance**
 - **Training Materials**
 - **Videos**
- **(Add other relevant resources)**

Thank you!

**For further information,
please contact:**