



B100 Ragel

YouTube Insight Report

Date: Sep 3, 2016 – Nov 7, 2016
Statistics, insights and performance



Kharabeesh Network
The community for Arabic digital storytellers

Channel Quick facts | 2016



Views: 380,498

Likes: 1,907

Shares: 483

Audience Retention: 35%

Watch Time: 503,597 minutes


Average view per video: 38,049

Most watched video: (الحلقة الأولى: معدلة) بميت راجل - الحلقة الأولى: معدلة (#علاء_وردي و #صبا_مبارك) 62,739 views

Top view country: Egypt

Demographics: 42% females and 58 % males;

Targeted age was 18 - 44



B100 Ragel

Youtube Insight Report | Summary



Statistics Summary

Show Top Countries

Egypt	28%
Saudi Arabia	20%
Jordan	11%
Kuwait	5%

Playback Locations

YouTube watch page	74%
YouTube other	26%

Gender Split



42%



58%

Traffic Sources

ADVERTISING	75%
Browse features	8%
Suggested videos	6%
External	4%




B100 Ragel

Youtube Insight Report | [Summary](#)

2016 Numbers | Performance



Metric	Data
Views	380,498
Watchtime	503,597
Likes	1,907
Average View Duration (minutes)	1.32
Comments	237
Shares	483



B100 Ragel


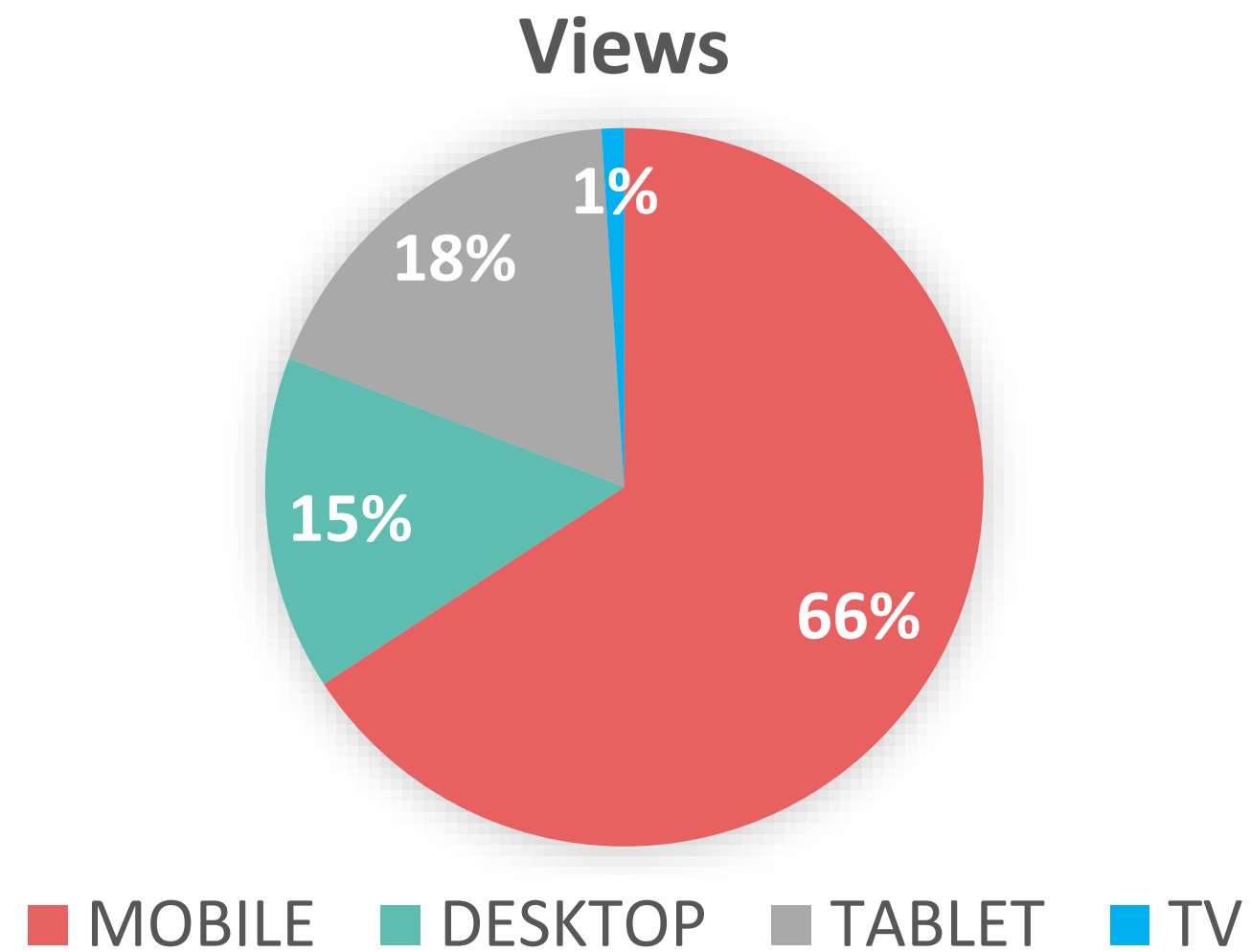
Youtube Insight Report | [Summary](#)

2016 Numbers | 2016



Devices

- The chart shows the most devices used to watch (Mobiles & Tablet).



Facebook | 2016




The table below shows the Facebook in numbers:

➤ Highlights:

- Total reach **4,961,330**
- Video Views **535,125**

Metric	Data
Total Reach	4,961,330
Post Clicks	224,249
Negative Feedback	289
Video Views	535,125
Comments	773
Likes	12,578
Shares	247
Link Clicks	7,114



Videos | Views By Region/Country




The table shows: geographic per region and country based on views

GCC	Views
Saudi Arabia	81,093
Kuwait	14,385
Qatar	10,661
Bahrain	5,573
Oman	9,118
United Arab Emirates	11,312

Levant	Views
Jordan	41,922
Palestine	3,308
Israel	32,368
Lebanon	258
Syria	453

North Africa	Views
Algeria	15,573
Tunisia	5,538
Morocco	18,470
Libya	563

Egypt	Views
	115,803





Thank
You!