



**PUBLIC MINISTRY
OFFICE OF THE ATTORNEY GENERAL**

**CHART 1. NUMBER OF REGISTERED COMPLAINTS UNDER ART. 174 RAPE AND ART. 175 DOUBLY AGGRAVATED RAPE,
AT THE NATIONAL LEVEL, BY YEAR
FROM 1 JANUARY 2016 TO 30 APRIL 2020 (P)**

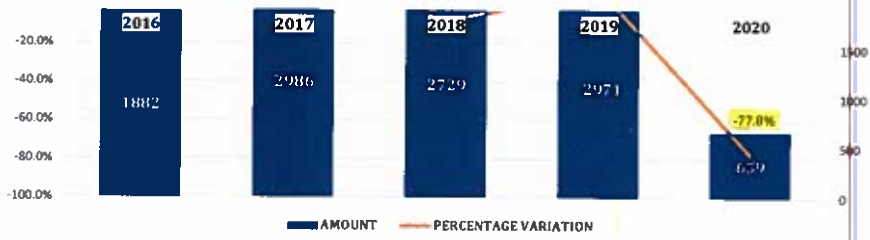
YEAR	AMOUNT	PERCENTAGE VARIATION
TOTAL	11227	-
2016	1882	-
2017	2986	58.7%
2018	2729	-8.6%
2019	2971	8.9%
2020	659	-77.8%

(P) It refers to preliminary data.

Source: Center of Statistics, Public Ministry/ SPA Platform and Inquisitorial System / Adolescents

**PUBLIC MINISTRY
OFFICE OF THE ATTORNEY GENERAL**
**GRAFIC 1. NUMBER OF REGISTERED COMPLAINTS UNDER ART. 174 RAPE Y ART. 175 DOUBLY
AGGRAVATED RAPE, AT NATIONAL LEVEL; BY YEAR
FROM 1 JANUARY OF 2016 TO 30 APRIL 2020 (P)**





Source: Center of Statistics, Public Ministry/ SPA Platform and Inquisitorial System / Adolescents



**PUBLIC MINISTRY
OFFICE OF THE ATTORNEY GENERAL**

CHART 2. NUMBER OF RECORDED CHARGES OF ART. 174 RAPE Y ART. 175 DOUBLY AGGRAVATED RAPE, AT NATIONAL LEVEL; BY YEAR FROM 2 SEPTEMBER 2016 TO 30 APRIL 2020 (P)

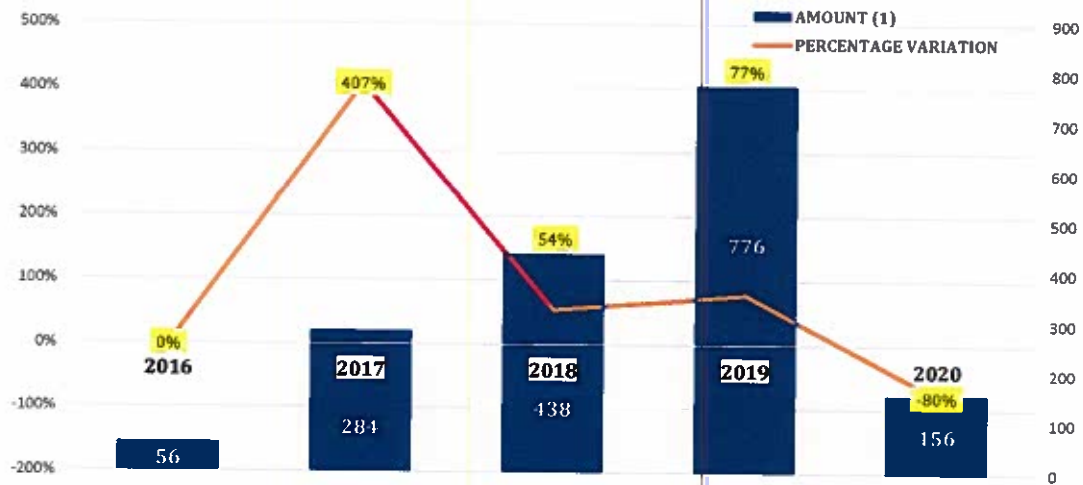
YEAR (1)	AMOUNT (1)	PERCENTAGE VARIATION
TOTAL..	1710	-
2016	56	-
2017	284	407%
2018	438	54%
2019	776	77%
2020	156	-80%

(P) It refers to preliminary data.

(1) The figures for impurities are per person.

Source: Center of Statistics, Public Ministry/ SPA Platform and Inquisitorial System / Adolescents

**PUBLIC MINISTRY
OFFICE OF THE ATTORNEY GENERAL**
GRAPHIC 2. NUMBER OF RECORDED CHARGES OF ART. 174 RAPE AND ART. 175 DOUBLY AGGRAVATED RAPE, AT NATIONAL LEVEL; BY YEAR FROM 2 SEPTIEMBRE 2016 TO 30 APRIL 2020 (P)



Source: Center of Statistics, Public Ministry/ SPA Platform and Inquisitorial System / Adolescents



PUBLIC MINISTRY

OFFICE OF THE ATTORNEY GENERAL

**CHART 3. NUMBER OF RECORDED SENTENCES OF ART. 174 RAPE AND ART. 175 DOUBLY AGGRAVATED RAPE, AT NATIONAL LEVEL, BY COURT'S DECISION ; BY YEAR
2 SEPTIEMBRE 2016 TO 30 APRIL 2020 (P)**

YEAR	AMOUNT	PERCENTAGE VARIATION	COURT'S DECISION	
			GUILTY	NOT GUILTY
TOTAL...	936	-	851	85
2016	51	-	46	5
2017	131	157%	130	1
2018	222	69%	192	30
2019	412	86%	372	40
2020	120	-71%	111	9

(P) It refers to preliminary data.

Source: Center of Statistics, Public Ministry/ SPA Platform and Inquisitorial System / Adolescents



**PUBLIC MINISTRY
OFFICE OF THE ATTORNEY GENERAL**

**Chart 1. COMPARATIVE OF REGISTERED COMPLAINTS OF THE CRIME AGAINST FREEDOM AND SEXUAL INTEGRITY,
REPUBLIC OF PANAMA, ADVERSARIAL CRIMINAL SYSTEM: PER MONTH; ACCORDING TO GEOGRAPHICAL AREA
YEAR 2019 -2020 (P)**

GEOGRAPHICAL AREA	MONTHS (2)										TOTAL		PERCENTAGE VARIATION (2019-2020) (3)
	ene-19	feb-19	mar-19	abr-19	may-19	jun-19	jul-19	ago-19	sep-19	oct-19	nov-19	dic-19	
Total	221	272	297	281	330	313	313	321	372	330	2163	1772	-20%
Bocas Del Toro	46	39	43	42	50	23	31	19	47	28	237	151	-36%
Chiriquí	50	60	63	60	51	48	52	16	51	30	267	214	-20%
Coclé	56	51	40	46	25	21	41	9	40	11	202	138	-32%
Colón	28	34	30	22	18	8	29	10	32	12	137	86	-37%
Comarca Emberá	2	3	1	2	1	2	1	1	1	0	6	8	33%
Comarca Kuna Yala	0	1	1	1	0	2	0	0	0	0	1	4	300%
Comarca Ngöbe Buglé	27	41	20	17	17	14	14	6	27	12	105	90	-14%
Darién	16	12	15	9	16	7	23	4	9	4	79	36	-54%
Herrera	9	13	16	19	14	8	10	2	19	10	68	52	-24%
Los Santos	8	20	21	9	17	4	7	2	17	5	70	40	-43%
Panamá	113	150	125	128	96	95	97	27	105	68	536	468	-13%
<i>Sus Majarías</i>	45	37	46	48	26	19	40	11	33	18	190	133	-30%
Panamá Oeste	77	84	64	75	64	39	76	18	68	27	349	243	-30%
Veraguas	27	28	22	33	15	21	22	7	30	20	116	109	-6%

Notes:

(P) Refers to preliminary data.

(1) The complaints received are from January 1 to May 31, 2019 and from January 1 to May 28, 2020

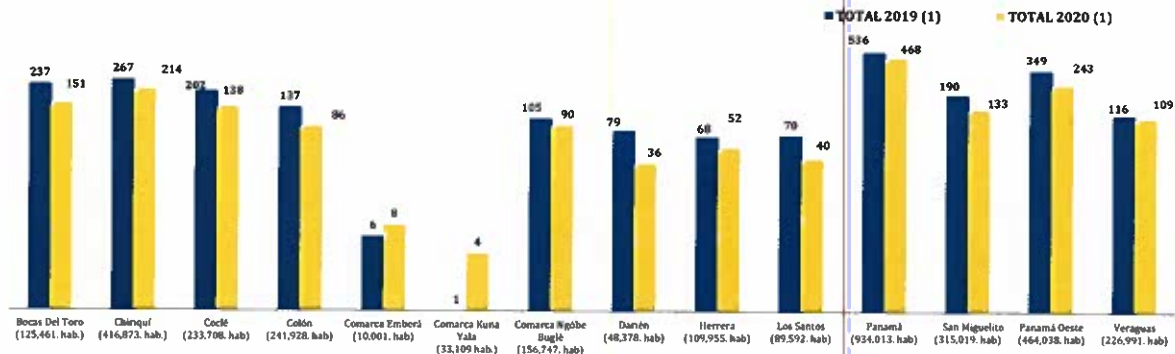
(2) Figures for March, April and May 2019 and 2020, are only for Adults, not including Adolescents and Mixed System.

(3) We can observe that the percentage variation reflected in this table is the difference between the years, 2019 and 2020, register a circumstantial decrease of 25 percent, referring to the year 2019.

Source: Statistics Center of the Public Ministry, National Institute of Statistics and Census of the General Comptroller's Office of the Republic of Panama



**PUBLIC MINISTRY
OFFICE OF THE ATTORNEY GENERAL**
Chart 1 . COMPARATIVE OF REGISTERED COMPLAINTS OF THE CRIME AGAINST FREEDOM AND SEXUAL INTEGRITY,
REPUBLIC OF PANAMA, ADVERSARIAL CRIMINAL SYSTEM: BY GEOGRAPHICAL AREA
YEAR 2019 - 2020 (P)



Source: Statistics Center of the Public Ministry, National Institute of Statistics and Census of the General Comptroller's Office of the Republic of Panama.
The comparison is from January 1 to May 31, 2019 and from January 1 to May 28, 2020